



Chartered Life Insurance PLC
Statement of Financial Position (Unaudited)
As at Septemebr 30, 2025

Particulars	Notes	Aggregate	
		30-Sep-25	31-Dec-24
ASSETS			
Policy Loan (on Insurer's Policies within their surrender value)	13	34,396,648	27,061,242
Statutory Deposit with Bangladesh Bank	14	15,000,000	15,000,000
Treasury Bond	15	594,127,984	466,804,750
Investment in FDR	16	97,651,913	83,930,670
Investment in Marketable Securities (Fair Value)	17	227,550,965	216,924,376
Intangible Assets (Premium Treasury Bond, Amortizable)		22,450,985	24,775,553
Investment in Placement Share	18	8,200,000	8,200,000
Interest, Dividends and Rents Accruing but Not Due	19	20,692,403	21,224,448
Advance, Deposit and Prepayment	20	37,263,911	32,631,344
Sundry Debtors	21	338,177	371,385
Cash and Cash Equivelents	22	31,614,846	50,033,530
Premium Receivable	23	19,508,938	57,077,749
Right of Use Assets (ROUA)		30,413,143	21,704,149
Property, Plant and Equipments (At Cost Less Accumulated Depreciation)	(Schedule-A)	106,852,798	114,935,970
Stock of Stamp and Printing Materials	24	2,029,934	2,154,230
TOTAL ASSETS		1,248,092,644	1,142,829,397
LIABILITIES			
Authorized Capital			
25,00,00,000 Ordinary Share of Taka 10 each		2,500,000,000	2,500,000,000
Issues, Subscribed & Paid up Capital			
37500000 shares of Tk.10 each fully paid up	04	375,000,000	375,000,000
Life Insurance Fund	05	703,673,340	633,335,730
Amounts Due to Other Persons or Bodies Carrying on Insurance Business	06	5,355,536	6,573,212
Estimated Liability In Respect of Outstanding Claims	07	20,301,040	5,852,126
Sundry Creditors	08	72,534,161	80,205,266
Unclaimed Dividend		101,484	101,679
Lease Liabilities	09	29,562,103	19,366,169
Fair Value Change Account	10	5,315,841	(5,310,748)
Provision for Income Tax	11	30,103,276	24,103,276
Premium Deposit	12	6,145,864	3,602,688
TOTAL FUND and LIABILITIES		1,248,092,644	1,142,829,397


The accompanying notes from an integral part of the financial statements.


Company Secretary


Chief Financial Officer


Chief Executive Officer (Acting)


Director


Director



Chartered Life Insurance PLC
 Revenue Account (Unaudited)
 For the Quarter ended on September 30, 2025

Particulars	Notes	Aggregate		July to September 25	July to September 24
		Jan-Sep 2025	Jan-Sep 2024		
Balance of Fund at the Beginning of the period		633,335,731	585,079,814	707,833,308	602,306,366
Add: Previous period Adjustments		(9,581,035)	(1,322,007)	(14,222,619)	(1,494,987)
Revenue					
Premium less Reinsurance					
First Year Premium-Individual Life		169,109,305	154,091,235	53,771,332	46,778,891
Renewal Premium-Individual Life		247,051,286	211,675,641	93,360,101	81,390,320
Group Premium-First Year		82,287,127	92,857,753	21,707,320	18,957,777
Group Premium-Renewal		190,337,242	182,106,575	35,527,469	72,328,295
Gross Premium		688,784,960	640,731,204	204,366,222	219,455,283
Less: Reinsurance		21,085,862	22,855,961	4,364,451	7,116,244
Net Premium		667,699,098	617,875,243	200,001,771	212,339,039
Profit, Interest, Dividend and Rent	25	50,879,872	33,078,504	19,076,145	11,501,535
Gain on Sales of Assets		839,010	899,698	139,949	892,328
Other Income	26	599,970	2,066,094	32,040	170,765
A. Total Revenue		1,343,772,646	1,237,677,346	912,860,594	825,715,046


 Company Secretary


 Chief Financial Officer


 Chief Executive Officer (Acting)


 Director


 Director



Chartered Life Insurance PLC

Revenue Account (Unaudited)

For the Quarter ended on September 30, 2025

Particulars	Notes	Aggregate		July to September 25	July to September 24
		2025	2024		
Claims under Policies:					
By Death-Individual Life		6,431,222	6,933,315	2,088,006	3,022,591
By Death Group		28,525,899	29,289,458	9,116,840	8,292,488
By Education		494,826	394,266	275,286	234,006
By Survival		37,886,247	29,268,490	14,523,462	9,853,014
By Maturity		18,389,432	12,791,822	8,221,010	4,008,473
By Surrenders		32,215,256	33,066,965	5,851,687	10,360,396
By Hospitalization		204,843,668	197,129,708	65,700,389	62,564,401
Experience Rating Return		7,585,315	5,961,585	5,247,729	1,641,789
Gross Claims		336,371,865	314,835,609	111,024,409	99,977,158
Less: Reinsurance		3,373,454	5,039,328	1,263,082	-
B. Net Claims		332,998,411	309,796,281	109,761,327	99,977,158
Expenses of Management					
Commission to Insurance Agents (less that on Reinsurance)		49,758,178	58,054,380	16,683,701	15,575,831
Allowances and Commissions(other than commission)		81,982,618	60,261,349	27,136,014	19,227,685
		131,740,796	118,315,729	43,819,715	34,803,516
Less: Re-Insurance Commission		238,714	231,092	95,439	143,762
C. Total Commission and Allowance		131,502,083	118,084,637	43,724,276	34,659,754
D. Others Management Expenses:					
Salary & Allowance		80,522,324	76,666,054	26,535,505	27,853,720
Audit Fee		230,000	968,500	230,000	468,500
AGM Expenses		778,127	552,391	778,127	552,391
Actuary Fees		302,450	278,300	254,150	254,150
Advertisement and Publicity		2,328,691	2,836,493	1,113,333	913,232
Annual Picnic		1,194,894	572,047	-	-
Awards Night Expenses		3,106,440	2,380,090	3,106,440	-
Bank Charges		3,249,524	4,286,747	1,084,456	1,279,139
Bima Mela		-	191,984	-	-
Branch Office License Fees		8,050	12,650	-	12,650
Branding Expenses		95,316	118,421	-	15,000
Business Promotion Expenses		3,276,967	6,428,044	479,630	2,250,713
Consultant Fee		115,000	-	-	-
Cleaning Service		920,847	828,273	324,107	278,600
Car Maintenance		1,074,117	1,152,423	489,432	443,193
Car Insurance		177,259	69,957	15,776	29,858
Computer Maintenance		866,956	968,936	266,382	360,680
Crokaries and Cutteries		19,353	932,230	5,229	277,582
Company Trade Licence		52,801	28,799	25,000	28,224
Conveyance Expenses		376,711	566,217	106,470	131,100
Outsourcing bill		1,191,717	641,610	772,501	250,575
Director's Fees		853,600	985,600	334,400	387,200
E-Mail & Internet		664,770	959,666	295,825	267,873
Fees,Subscription & Donation		-	472,368	-	142,368
Festival Bouns		8,545,556	8,313,350	165,000	-
Forms and Stamps		352,470	459,340	129,620	113,950
Fine & Charges		-	120,000	-	120,000
Fuel Cost		593,631	694,285	167,337	203,725
Garage Rent		33,366	38,813	12,710	9,078





Chartered Life Insurance PLC

Revenue Account (Unaudited)

For the Quarter ended on September 30, 2025


Particulars	Notes	Aggregate		July to September 25	July to September 24
		2025	2024		
E. Others Management Expenses:		38,695,033	32,746,839	10,801,425	10,093,570
Group Insurance Expenses		1,170,660	1,213,000	-	-
Grauity Fund		5,759,000	3,867,183	-	1,399,345
Insurance Policy Stamp		2,016,960	1,924,045	628,310	516,895
RJSC Expenses		119,095	-	-	-
Listing Fee		425,000	375,000	-	-
Interest on Lease (ROUA)		2,364,976	2,239,844	694,871	608,846
Medical Expenses		167,810	199,705	61,870	51,690
BMCCI Member Fee		18,750	-	-	-
Meeting Expenses		393,910	372,150	143,735	123,200
Newspaper and Preiodicals		64,080	28,962	24,000	11,692
Office Expenses		725,194	99,947	214,273	66,204
Office Maintenance		566,024	837,142	237,620	416,801
Office Rent		8,870,293	4,967,992	3,302,100	1,797,447
Postage, Telephone and Fax		2,589,506	2,631,687	1,086,345	786,582
Printing Expenses		2,786,625	4,002,059	643,197	792,330
Provident Fund		3,053,699	2,666,953	1,009,003	845,767
Stationery Expenses		353,912	452,378	57,215	188,798
Software Maintenance		413,867	137,664	374,200	137,664
Training Expenses		12,975	212,770	(17,324)	158,350
Travelling Expenses		1,057,936	1,437,766	273,308	390,194
Unified Messaging Platform		1,161,851	476,931	219,021	-
Utilities Expenses		4,602,910	4,603,661	1,849,681	1,801,765
F. Total Management Expenses (C+D+E)		281,128,053	263,355,064	91,217,132	81,396,825
G. Other Expenditures:		25,972,842	31,720,341	8,208,796	11,535,403
Depreciation on Fixed Assets		8,670,353	9,799,203	2,840,986	3,128,616
Depreciation on ROUA		8,701,015	13,850,867	2,493,759	4,553,436
Income Tax Expenses		6,000,000	2,576,796	2,000,000	2,993,475
Amortization (Treasury Bond Premium)		2,601,474	5,493,475	874,051	859,876
H. Appropriations					
Dividend		-	9,375,000	-	9,375,000
I. Total Expenses (B+F+G+H)		640,099,306	614,246,686	209,187,254	202,284,386
Balance of Life Insurance Fund at the End of the Quarter as Shown in the Statement of Financial Position (A-H)		703,673,340	623,430,660	703,673,340	623,430,660
Total		1,343,772,646	1,237,677,346	912,860,594	825,715,046


Company Secretary


Chief Financial Officer


Chief Executive Officer (Acting)


Director


Director



Chartered Life Insurance PLC
Statement of Cashflows (Unaudited)
For the Quarter Ended on September 30, 2025

Particulars	Notes	Amount in Taka	
		2025	2024
A. CASH FLOW FROM OPERATING ACTIVITIES :			
Collection from Premium		707,811,085	920,967,265
Payment for Claims		(318,549,497)	(427,544,043)
Payment for Management Expenses, Commission, Re-Insurance and Others		(316,793,893)	(413,868,640)
Others Income		599,970	2,525,805
Gain on Sales of Assets		839,010	-
Income Tax Paid		-	(1,050,092)
Net Cash Flow from operating activities		73,906,676	81,030,295
B. CASH FLOW FROM INVESTING ACTIVITIES :			
Acquisition of Fixed Assets		(2,549,075)	(935,167)
Disposal of Fixed Assets		3,380,171	10,860,317
Interest, dividend, rent & gain on share		51,411,917	49,332,081
Investment made		(156,681,903)	(165,820,944)
Fair Value Change		10,626,589	12,566,593
Net Cash Flow from investing activities		(93,812,302)	(93,997,120)
C. CASH FLOW FROM FINANCING ACTIVITIES :			
Lease Liabilities		10,195,934	(28,930,441)
ROUA		(8,708,994)	30,900,066
Dividend Paid		-	(9,375,000)
Net Cash Flow from financing activities		1,486,940	(7,405,375)
D. Net increase/(Decrease) in cash and cash Equivalents (A+B+C)		(18,418,686)	(20,372,200)
E. Cash and Cash Equivalents at the beginning of the period		50,033,530	70,405,730
F. Cash and Cash Equivalents at the end of the period (D+E)		31,614,846	50,033,530

Net Cash Flow from Operating Activities/ Number of Outstanding Shares

73,906,676

37,500,000

Net Operating Cash Flow Per Share(NOCFPS)

BDT

1.97

BDT

2.16

The annex notes form an integral part of these financial statements.

Company Secretary

Chief Financial Officer

Chief Executive Officer (Acting)

Director

Director



Chartered Life Insurance PLC
Statement of Changes in Shareholders Equity (Unaudited)
For the Quarter Ended on September 30, 2025

Particulars	Share Capital	Share Premium	General Reserve	Retained Earnings	Other Reserve	Total
Balance as on 01 January 2025	375,000,000	-	-	-	-	375,000,000
Addition During the Year	-	-	-	-	-	-
Balance as on 30 September 2025	375,000,000	-	-	-	-	375,000,000

Particulars	Share Capital	Share Premium	General Reserve	Retained Earnings	Other Reserve	Total
Balance as on 01 January 2024	375,000,000	-	-	-	-	375,000,000
Addition During the Year	-	-	-	-	-	-
Balance as on 30 September 2024	375,000,000	-	-	-	-	375,000,000


The annex notes form an integral part of these financial statements.


Company Secretary


Chief Financial Officer


Chief Executive Officer (Acting)


Director


Director



Chartered Life Insurance PLC
Statement of Life Insurance Fund (Unaudited)
As at September 30, 2025


Assets	Notes	Amount in Taka	
		30 September 2025	31 December 2024
Investments (FDR)		97,651,913	83,930,670
Statutory Deposit with Bangladesh Bank		15,000,000	15,000,000
Treasury Bond		594,127,984	466,804,750
Investment in Capital Market		227,550,965	216,924,376
Placement Share		8,200,000	8,200,000
Advance, Deposit, Policy Loan and Sundry Debtors		71,998,736	60,063,971
Interest, Dividends and Rents Accruing but not due		20,692,403	21,224,448
Cash, Bank and Other Balances		31,614,846	50,033,530
Receivable Premium		19,508,938	57,077,749
Property, Plant and Equipments (At Cost Less Accumulated Depreciation)		106,852,798	114,935,970
Intangible Assets (Premium (Treasury Bond) Amortizable)		22,450,985	24,775,553
Right of Use Assets		30,413,143	21,704,149
Stamps and Printing Materials in Hand		2,029,934	2,154,230
Total		1,248,092,644	1,142,829,397
Less: Liabilities			
Sundry Creditors		72,534,161	80,205,266
Provision for Income Tax		30,103,276	24,103,276
Outstanding Claim		20,301,040	5,852,126
Fair Value Change Account		5,315,841	(5,310,748)
Lease Liabilities		29,562,103	19,366,169
Re-insurance Premium Payable		5,355,536	6,573,212
Unclaimed Dividend		101,484	101,679
Premium Deposits		6,145,864	3,602,688
Total		169,419,303	134,493,667
Gross Fund/Net Working Capital (Assets-Liabilities)		1,078,673,341	1,008,335,730
Less: Shareholders' Capital (Paid-up Capital)		375,000,000	375,000,000
Life Insurance Fund as at 30 September 2025		703,673,340	633,335,730


Company Secretary


Chief Financial Officer


Chief Executive Officer (Acting)


Director


Director

Chartered Life Insurance PLC
Notes to the Financial Statements
As at and for the Quarter Ended on September 30, 2025

Particulars	Notes	Amount in Taka	
		2025	2024
4.00 Share Capital: Tk. 375,000,000			
Authorised Capital			
25,00,00,000 Ordinary Shares of Tk. 10 each		<u>2,500,000,000</u>	<u>2,500,000,000</u>
Issued, Subscribed and Paid-up Capital			
37,500,000 Ordinary Shares of Tk.10 each fully paid up		<u>375,000,000</u>	<u>375,000,000</u>

4.01 Distribution Schedule of Paid-up Capital

A	Category of Share Holders	No. of Share Holders	Quantity of Share	Share Holding %
	Sponsor & Shareholders	15	22,500,060	60.00%
	Foreigners	275	21,723	0.058%
	General Public	24,641	12,228,961	32.611%
	Institutions	230	2,749,256	7.331%
	Total	25,161	37,500,000	100%
B	Share Holding Ronger	No. of Share Holders	Quantity of Share	Share Holding %
	000000001-000010000	24,889	3,838,096	10.235%
	0000010001-0000020000	131	1,919,470	5.119%
	0000020001-0000030000	48	1,198,821	3.197%
	0000030001-0000040000	21	730,326	1.948%
	0000040001-0000050000	17	763,934	2.037%
	0000050001-0000060000	9	501,418	1.337%
	0000060001-0000070000	4	261,640	0.698%
	0000070001-0000080000	5	379,006	1.011%
	0000080001-0000090000	2	169,500	0.452%
	0000090001-1000000000	35	27,737,789	73.967%
	Total	25,161	375,000,000	100.00%

5.00 Life Insurance Fund: Tk. 703,673,340

The above amount is consists of as follows:

Opening Balance	633,335,731	585,079,814
Previous Year adjustment	(9,581,035)	(22,259,602)
Increase/(Decrease) in Life Revenue A/C during the period	79,918,645	70,515,518
Closing Life Insurance Fund	703,673,340	633,335,731

6.00 Amount Due to Other Persons or Bodies Carrying on Insurance Business: Tk. 5,355,536

The above balance is made up as follows:

Opening Balance	6,573,211	7,484,820
Add: Payable during the period	5,355,536	6,573,211
	11,928,747	14,058,031
Less: Adjusted during the period	(6,573,211)	(7,484,820)
Total	5,355,536	6,573,211

The above amount is payable to Turst International Insurance & Reins co. B.S.C(c) Trust Re, Kingdom of Bahrain on account of reinsurance premium

7.00 Estimated Liabilities in Respect of Outstanding Claim Due: Tk. 20,301,040

The above balance is made up as follows:

Opening Balance	5,852,126	18,991,185
Add: Payable during the period	20,301,040	5,852,126
	26,153,166	24,843,311
Less: Paid and Adjustment during the period	(5,852,126)	(18,991,185)
Closing Balance	20,301,040	5,852,126

08.00 Sundry Creditors: Tk. 72,534,161

Opening Balance	80,205,266	64,649,822
Add: Additions During the period	166,408,536	274,863,395
Total	246,613,802	339,513,217
Less Adjusted during the preiod	(174,079,642)	(259,307,951)
Closing Balance	72,534,161	80,205,266

8.01 Sundry Creditors:

The amount is made up as follows:

Agent Licence Fees	2,383,499	2,334,759
Actuary Fees	24,150	18,900
Audit Fees	-	1,075,000
Advertisement	57,500	163,500
Business Promotion Expenses	-	399,541
Cleaning Service bill Payable	100,590	81,480
Commission and Allowance	33,916,823	40,026,311
Garage Rent	2,500	-

